

A Review of Key Wireless Physical Layer Concepts

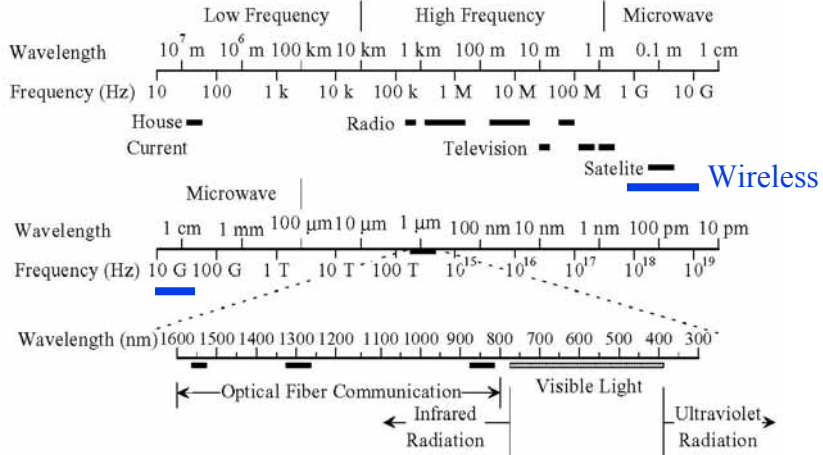
Raj Jain
Professor of CSE
Washington University in Saint Louis
Saint Louis, MO 63130
Jain@cse.wustl.edu

These slides are available on-line at:
<http://www.cse.wustl.edu/~jain/cse574-06/>



- Basic Concepts:
 - Coding, Phase-Shift Keying (PSK), QAM, Decibels
 - Channel Capacity, Nyquist Theorem, Shannon's Theorem, Hamming Distance, Error Correction
 - Antenna, Reflection, Diffraction and Scattering, Multipath Propagation
- Recent Development:
 - Spread Spectrum, Code Division Multiple Access
 - OFDM
 - Turbo Codes

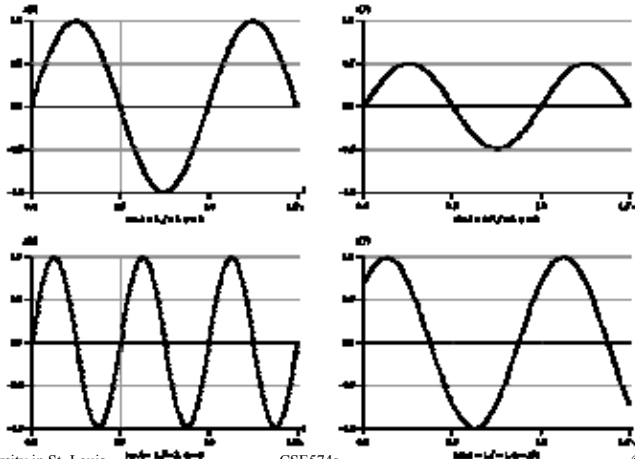
Electromagnetic Spectrum



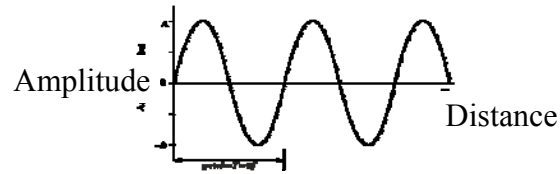
- Wireless communication uses 100 kHz to 60 GHz

Frequency, Period, and Phase

- $A \sin(2\pi ft + \theta)$, A = Amplitude, f = Frequency, θ = Phase
 Period $T = 1/f$, Frequency is measured in Cycles/sec or Hertz

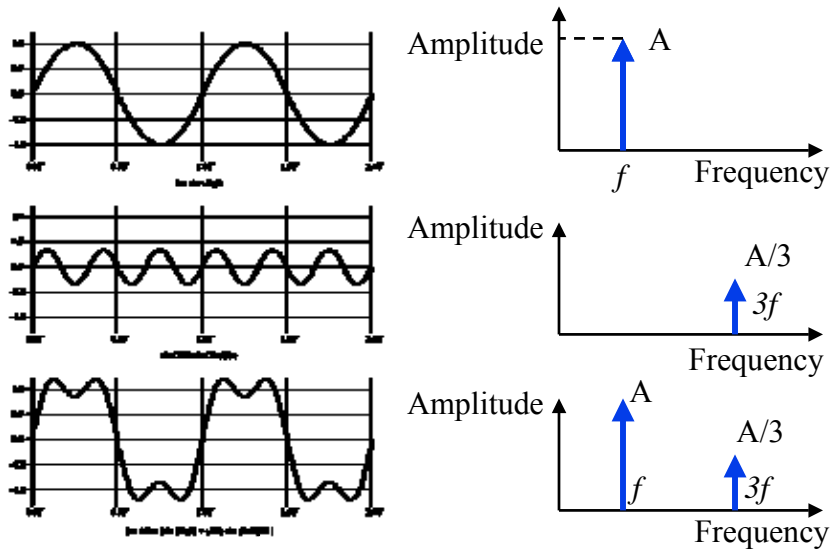


Wavelength



- Distance occupied by one cycle
- Distance between two points of corresponding phase in two consecutive cycles
- Wavelength = λ
- Assuming signal velocity v
 - $\lambda = vT$
 - $\lambda f = v$
 - $c = 3 \cdot 10^8 \text{ m/s}$ (speed of light in free space) = $300 \text{ m}/\mu\text{s}$

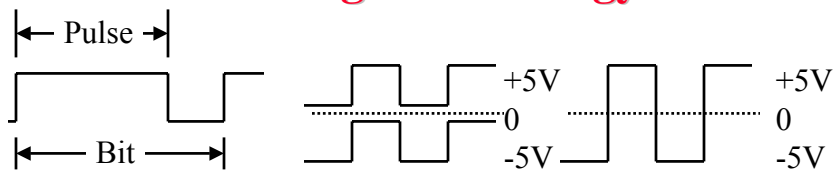
Time and Frequency Domains



Decibels

- Attenuation = $\text{Log}_{10} \frac{P_{in}}{P_{out}}$ Bel
- q Attenuation = $10 \text{Log}_{10} \frac{P_{in}}{P_{out}}$ decibel
- q Attenuation = $20 \text{Log}_{10} \frac{V_{in}}{V_{out}}$ decibel
- q **Example 1:** $P_{in} = 10 \text{ mW}$, $P_{out} = 5 \text{ mW}$
Attenuation = $10 \log_{10} (10/5) = 10 \log_{10} 2 = 3 \text{ dB}$
- q **Example 2:** $P_{in} = 100 \text{ mW}$, $P_{out} = 1 \text{ mW}$
Attenuation = $10 \log_{10} (100/1) = 10 \log_{10} 100 = 20 \text{ dB}$

Coding Terminology



- **Signal element:** Pulse (of constant amplitude, frequency, phase)
- **Modulation Rate:** 1/Duration of the smallest element = Baud rate
- **Data Rate:** Bits per second
- Data Rate = F_n (Bandwidth, signal/noise ratio, encoding)

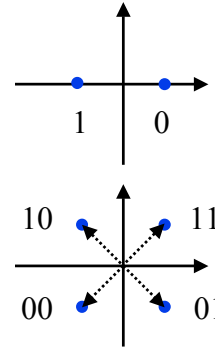
Phase-Shift Keying (PSK)

❑ **Differential PSK:**

0 = Same phase, 1=Opposite phase
 $A \cos(2\pi ft)$, $A \cos(2\pi ft + \pi)$

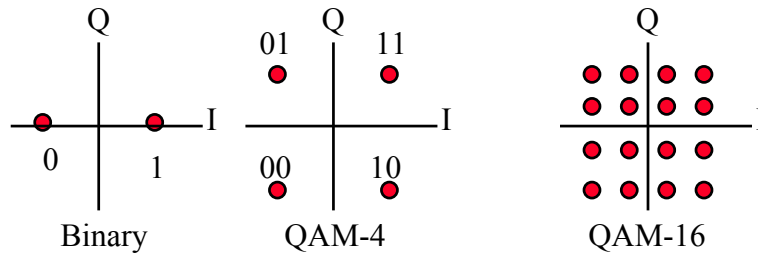
❑ **Quadrature PSK (QPSK):** Two bits

$11 = A \cos(2\pi ft + 45^\circ)$, $10 = A \cos(2\pi ft + 135^\circ)$,
 $00 = A \cos(2\pi ft + 225^\circ)$, $01 = A \cos(2\pi ft + 315^\circ)$
 Sum of two signals 90° apart in phase
 (In-phase I, Quadrature Q),
 Up to 180° phase difference between successive intervals



QAM

- ❑ Quadrature Amplitude and Phase Modulation
- ❑ QAM-4, QAM-16, QAM-64, QAM-256
- ❑ Used in DSL and wireless networks



Antenna

- ❑ Transmitter converts electrical energy to electromagnetic waves
- ❑ Receiver converts electromagnetic waves to electrical energy
- ❑ Same antenna is used for transmission and reception
- ❑ Omni-Directional: Power radiated in all directions
- ❑ Directional: Most power in the desired direction
- ❑ Isotropic antenna: Radiates in all directions equally
- ❑ Antenna Gain = Power at particular point/Power with Isotropic
Expressed in dBi


$$P_r = P_t G_t G_r (\lambda/4\pi d)^2$$



Omni-Directional

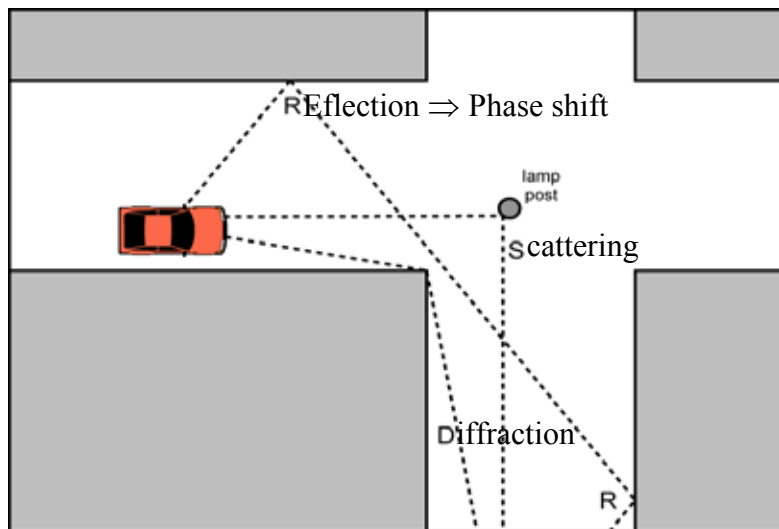


Directional



Isotropic

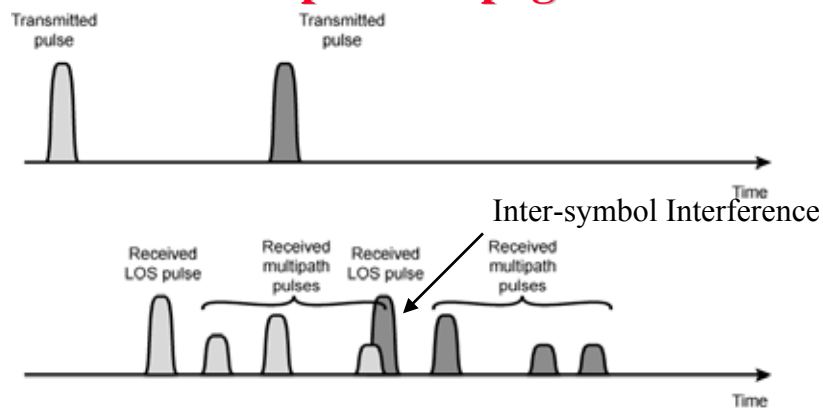
Reflection, Diffraction, Scattering



Reflection, Diffraction and Scattering

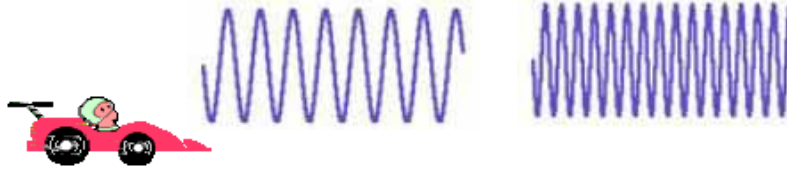
- ❑ **Reflection:** Surface large relative to wavelength of signal
 - May have phase shift from original
 - May cancel out original or increase it
- ❑ **Diffraction:** Edge of impenetrable body that is large relative to λ
 - May receive signal even if no line of sight (LOS) to transmitter
- ❑ **Scattering**
 - Obstacle size on order of wavelength. Lamp posts etc.
- ❑ If LOS, diffracted and scattered signals not significant
 - Reflected signals may be
- ❑ If no LOS, diffraction and scattering are primary means of reception

Multipath Propagation



- ❑ Delay Spread = Time between first and last versions of signal
- ❑ Fading: Fluctuation in amplitude, phase or delay spread
- ❑ Multipath may add constructively or destructively
 - ⇒ Fast fading

Doppler Shift



- If the transmitter or receiver or both are mobile the frequency of received signal changes
- Moving towards each other => Frequency increases
- Moving away from each other => Frequency decreases

$$\text{Frequency difference} = \text{velocity}/\text{Wavelength}$$

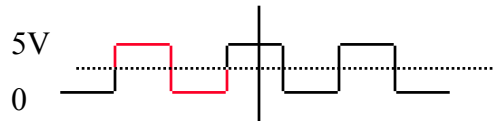
Example: 2.4 GHz => $\lambda = 3 \times 10^8 / 2.4 \times 10^9 = .125\text{m}$

120km/hr = $120 \times 1000 / 3600 = 33.3 \text{ m/s}$

Freq diff = $33.3 / .125 = 267 \text{ Hz}$

Channel Capacity

- Capacity = Maximum data rate for a channel
- **Nyquist Theorem:** Bandwidth = B
Data rate $\leq 2 \text{ B}$
- Bi-level Encoding: Data rate = $2 \times \text{Bandwidth}$



□ Multilevel: Data rate = $2 \times \text{Bandwidth} \times \log_2 M$



Example: $M=4$, Capacity = $4 \times \text{Bandwidth}$

Shannon's Theorem

- Bandwidth = B Hz
Signal-to-noise ratio = S/N
- Maximum number of bits/sec = $B \log_2 (1+S/N)$
- Example: Phone wire bandwidth = 3100 Hz

$$S/N = 30 \text{ dB}$$

$$10 \text{ Log}_{10} S/N = 30$$

$$\text{Log}_{10} S/N = 3$$

$$S/N = 10^3 = 1000$$

$$\begin{aligned} \text{Capacity} &= 3100 \log_2 (1+1000) \\ &= 30,894 \text{ bps} \end{aligned}$$

Hamming Distance

- Hamming Distance between two sequences
= Number of bits in which they disagree

- Example: 011011
 110001

Difference 101010 \Rightarrow Distance =3

Error Correction Example

- 2-bit words transmitted as 5-bit/word

<u>Data</u>	<u>Codeword</u>
-------------	-----------------

00	00000
----	-------

01	00111
----	-------

10	11001
----	-------

11	11110
----	-------

Received = 00100 \Rightarrow Not one of the code words \Rightarrow Error

Distance (00100,00000) = 1 Distance (00100,00111) = 2

Distance (00100,11001) = 4 Distance (00100,11110) = 3

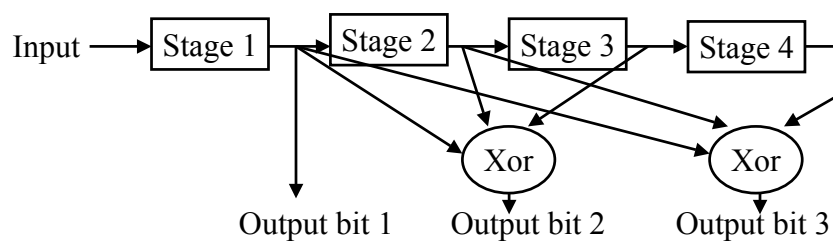
\Rightarrow Most likely 00000 was sent. Corrected data = 00

b. Received = 01010 Distance(...,00000) = 2 = Distance(...,11110)
Error detected but cannot be corrected

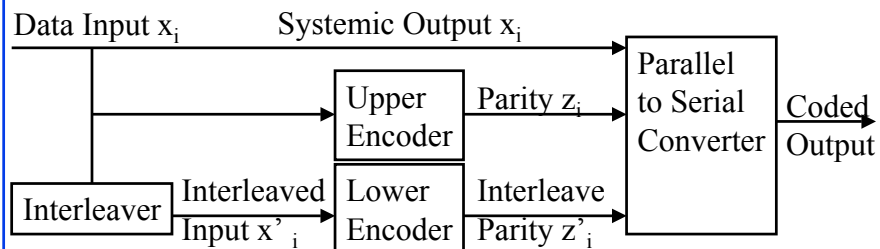
c. Three bit errors will not be detected. Sent 00000, Received 00111.

Convolutional Coding

- Block codes: Take k-bit blocks and output k+r-bit blocks
- Convolutional codes: Designed for long bit streams
- Code Rate = # of bits input/# bits output
- Constraint Length = Number of stages in the coder



Turbo Codes



- ❑ Normal FEC codes: 3dB below the Shannon limit
- ❑ Turbo Codes: 0.5dB below Shannon limit
Developed by French coding theorists in 1993
- ❑ Use two coders with an interleaver
- ❑ Interleaver rearranges bits in a prescribed but irregular manner
- ❑ 3rd Generation cellular networks use turbo codes

CDMA

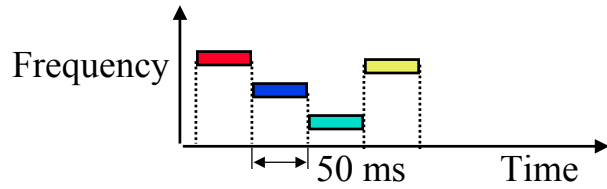


TDMA or FDMA



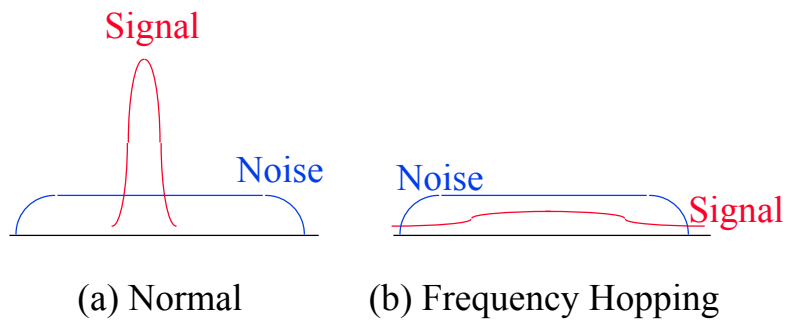
CDMA

Frequency Hopping Spread Spectrum

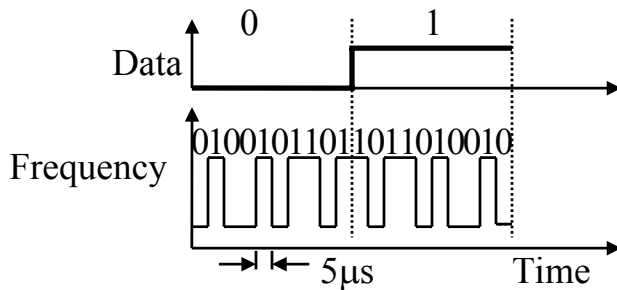


- ❑ Pseudo-random frequency hopping
- ❑ Spreads the power over a wide spectrum
⇒ Spread Spectrum
- ❑ Developed initially for military
- ❑ Patented by actress Hedy Lamarr
- ❑ Narrowband interference can't jam

Spectrum

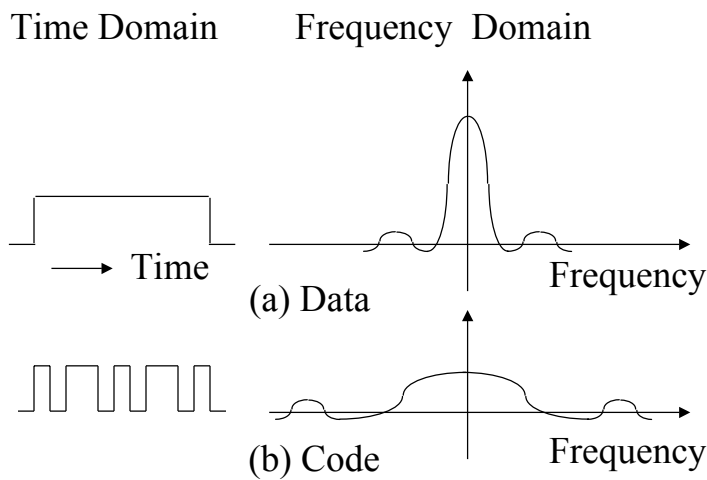


Direct-Sequence Spread Spectrum



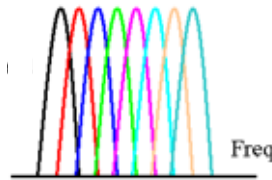
- ❑ Spreading factor = Code bits/data bit, 10-100 commercial (Min 10 by FCC), 10,000 for military
- ❑ Signal bandwidth $>10 \times$ data bandwidth
- ❑ Code sequence synchronization
- ❑ Correlation between codes \Rightarrow Interference \square Orthogonal

DS Spectrum



OFDM

- ❑ Orthogonal Frequency Division Multiplexing
- ❑ Multicarrier modulation similar to DMT
- ❑ Available frequency band is divided into 256 or more sub-bands. Orthogonal \Rightarrow Peak of one at null of others
- ❑ Each carrier is modulated with a BPSK, QPSK, 16-QAM, 64-QAM etc depending on the noise (Frequency selective fading)
- ❑ Used in 802.11a/g, 802.16, HDTV



Summary



1. Hertz and Bit rate are related by Nyquist and Shannon's Theorems
2. Wireless signals have reflections, diffraction, scattering, multipath, fading, and Doppler shift
3. Frequency hopping and Direct Sequence are two methods of code division multiple access
4. OFDM splits a band in to many orthogonal subcarriers
5. Turbo codes use two coders and a interleaver and operate very close to Shannon's limit

Reading Assignment

- ❑ Read chapter 1 of the textbook (Murthy and Manoj)
(Sections 1.9 through 1.11 are optional)

Listening Assignment

Those not familiar with modulation, coding, CRC, etc may want to listen to the following lectures from CSE473S:
(Text book: William Stallings, "Data & Computer Communications," **Seventh Edition**, Prentice-Hall, ISBN 0-13-100681-9, **2004**.)

- ❑ Data Transmission,
http://www.cse.wustl.edu/~jain/cse473-05/i_3phy.htm
- ❑ Transmission Media,
http://www.cse.wustl.edu/~jain/cse473-05/i_4med.htm
- ❑ Signal Encoding Techniques,
http://www.cse.wustl.edu/~jain/cse473-05/i_5cod.htm
- ❑ Digital Communications Techniques,
http://www.cse.wustl.edu/~jain/cse473-05/i_6com.htm

Listening Assignment (Cont)

Those who have not taken CSE473S last semester may want to listen to the following lectures:

- ❑ Wireless LANs,
http://www.cse.wustl.edu/~jain/cse473-05/i_bwir.htm
- ❑ Cellular Wireless Networks,
http://www.cse.wustl.edu/~jain/cse473-05/i_ccel.htm
- ❑ Network Security,
http://www.cse.wustl.edu/~jain/cse473-05/i_isec.htm
http://www.cse.wustl.edu/~jain/cse473-05/i_hsec.htm

Homework 3

1. A telephone line is known to have a loss of 20 dB. The input signal power is measured at 1 Watt, and the output signal noise level is measured at 1 mW. Using this information, calculate the output signal to noise ratio in dB.
2. What is the maximum data rate that can be supported on a 10 MHz noise-less channel if the channel uses eight-level digital signals?
3. What signal to noise ratio (in dB) is required to achieve 10 Mbps through a 5 MHz channel?